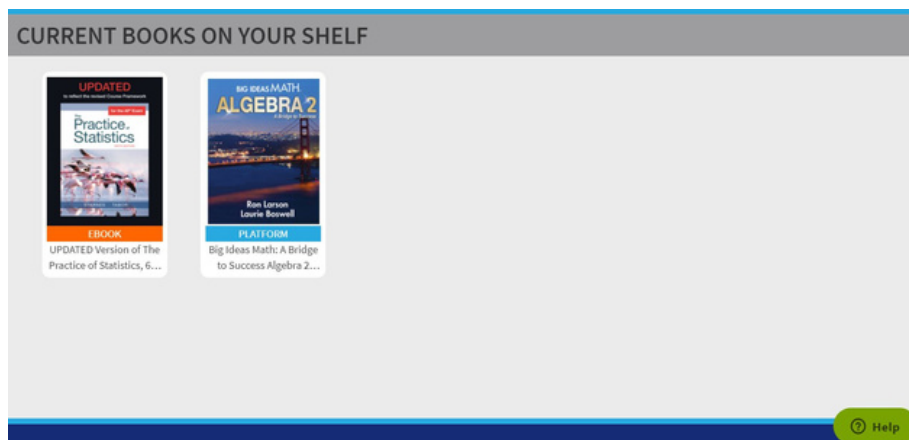


How to Access Your Digital Texts


Step 1: Log into your Shelfit Account

Step 2: Your ebooks will appear on your **Shelf**, the first screen you see after logging in.




Step 3: Clicking on an eBook on your Shelf will prompt one of two things, depending on the type of digital book it is.

- 1) **eBook** - Your Reader will open in a separate tab, providing direct access to your eBook.



- 2) **Platform** - You'll be taken to a new tab, where you'll see login information and instructions to access your ebook on the publisher's platform.



Big Ideas Math: A Bridge to Success Algebra 2 Dynamic Student Resources Online (1-year access)

Access Code: no code required

Username:
Password:

General Information:

Student Instructions

1. Visit www.BigIdeasMath.com.
2. Click *New to Big Ideas Math?*
3. Enter your access code and click *Next*.
4. Fill out the required information and click *Next*.
5. Write down your username and click *Next*.

Please contact Shelfit Reader Customer Service for support.
Email: customersfirst@edtechsolutions.com
Phone: 1-855-338-3245